



**TEC-IT**

[WWW.TEC-IT.COM](http://WWW.TEC-IT.COM)

---

# TBarCode .NET

## Barcodes in MS SQL Reporting Services

---

Version 1.0

### Printing Barcodes with MS SQL Reporting Services

7 April 2010

TEC-IT Datenverarbeitung GmbH  
Wagnerstrasse 6  
A-4400 Steyr, Austria

t ++43 (0)7252 72720  
f ++43 (0)7252 72720 77  
office@tec-it.com  
www.tec-it.com

# 1 Content

---

1	<b>Content</b>	2
2	<b>Disclaimer</b>	3
3	<b>Haftungsausschluss</b>	4
4	<b>Before Starting</b>	5
4.1	MS SQL Reporting Services and TBarCode .NET	5
5	<b>Sample</b>	6
5.1	Creating the Reporting Project	6
5.2	Creating the Barcode	7
5.2.1	Steps needed to create the barcode:	7
6	<b>Contact and Support Information</b>	9



## 2 Disclaimer

---

The actual version of this product (document) is available as is. TEC-IT declines all warranties which go beyond applicable rights. The licensee (or reader) bears all risks that might take place during the use of the system (the documentation). TEC-IT and its contractual partners cannot be penalized for direct and indirect damages or losses (this includes non-restrictive, damages through loss of revenues, constriction in the exercise of business, loss of business information or any kind of commercial loss), which is caused by use or inability to use the product (documentation), although the possibility of such damage was pointed out by TEC-IT.



We reserve all rights to this document and the information contained therein. Reproduction, use or disclosure to third parties without express authority is strictly forbidden.



Für dieses Dokument und den darin dargestellten Gegenstand behalten wir uns alle Rechte vor. Vervielfältigung, Bekanntgabe an Dritte oder Verwendung außerhalb des vereinbarten Zweckes sind nicht gestattet.

© 1998-2010  
TEC-IT Datenverarbeitung GmbH  
Wagnerstr. 6

A-4400 Austria  
t.: +43 (0)7252 72720  
f.: +43 (0)7252 72720 77  
<http://www.tec-it.com>

### 3 Haftungsausschluss

---

Dieses Produkt (bzw. Dokument) steht Ihnen in der aktuellen Version „WIE BESEHEN – ohne Gewährleistung“ zur Verfügung. TEC-IT weist alle Garantien, die über das anwendbare Recht hinausgehen, zurück. Risiken, die aus der Benutzung des Produkts und der Dokumentation entstehen, trägt der Lizenznehmer bzw. Benutzer. TEC-IT und seine Vertragspartner dürfen nicht für direkte oder indirekte Schäden oder Verluste belangt werden (dies beinhaltet, uneingeschränkt, Schäden durch den Verlust von Einkünften, Einschränkungen in der Geschäftsausübung, Verlust von Geschäftsinformationen sowie andere wirtschaftliche Verluste), die aus der Benutzung oder Unfähigkeit zur Benutzung des Produkts (der Dokumentation) entstanden sind, selbst wenn TEC-IT auf die Möglichkeit solcher Schäden hingewiesen hat.



We reserve all rights to this document and the information contained therein. Reproduction, use or disclosure to third parties without express authority is strictly forbidden.



Für dieses Dokument und den darin dargestellten Gegenstand behalten wir uns alle Rechte vor. Vervielfältigung, Bekanntgabe an Dritte oder Verwendung außerhalb des vereinbarten Zweckes sind nicht gestattet.

© 1998-2010  
TEC-IT Datenverarbeitung GmbH  
Wagnerstr. 6

A-4400 Austria  
t.: +43 (0)7252 72720  
f.: +43 (0)7252 72720 77  
<http://www.tec-it.com>

## 4 Before Starting

---

### 4.1 MS SQL Reporting Services and TBarCode .NET

In the following Sample we will create a Reporting Services report with integrated barcode image using TBarCode .NET and Visual Studio .NET 2008

Basically you need to install TBarCode OCX/DLL/.NET on your system. You can download a free evaluation version of TBarCode directly from our web site:

<http://www.tec-it.com>

Additional you need the following applications installed:

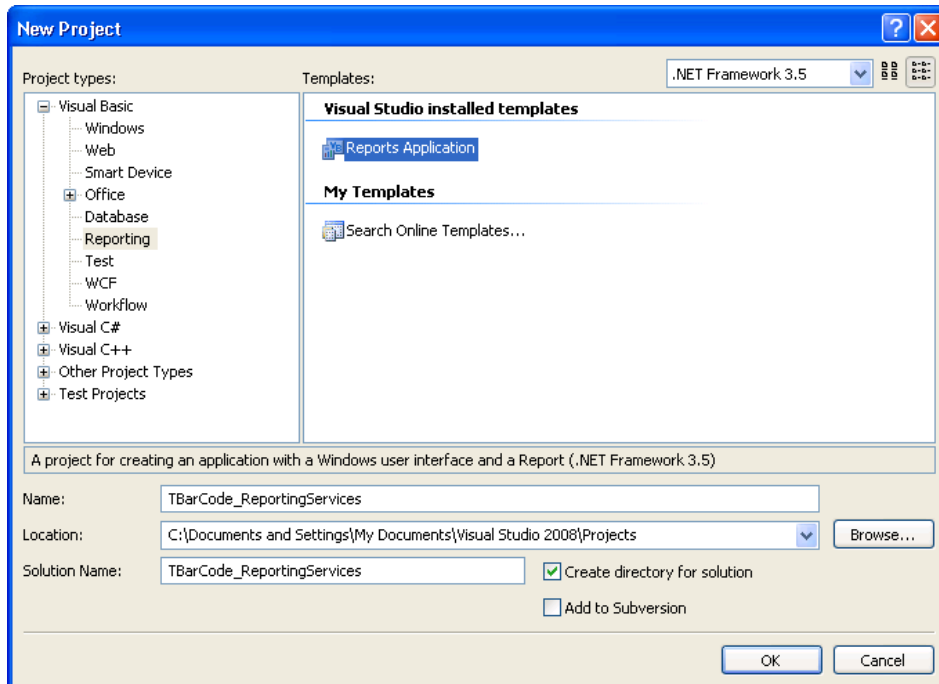
- Microsoft SQL Server – Reporting Services
- Microsoft .NET Framework 1.1 or higher
- Microsoft Visual Studio .NET 2008



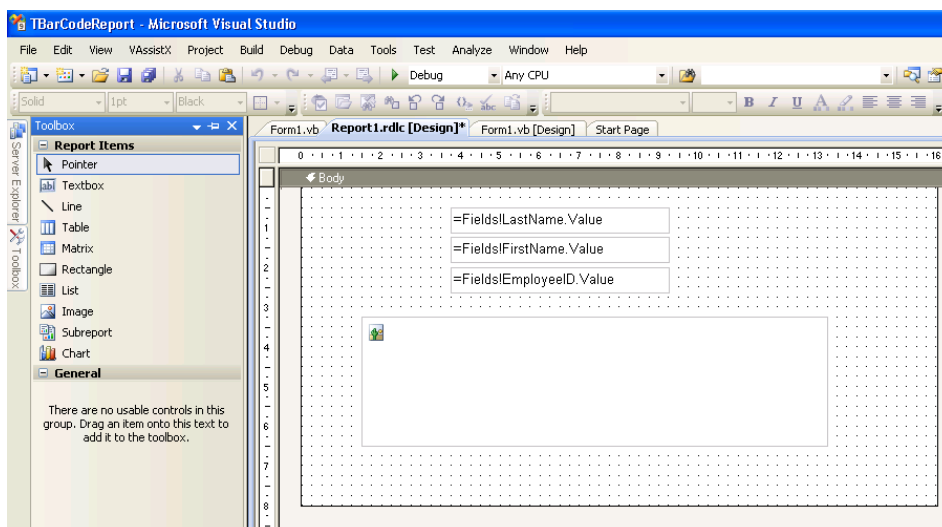
## 5 Sample

### 5.1 Creating the Reporting Project

- Open Visual Studio .NET 2008 and create a new report project



- In the project wizard choose your database connection (in the sample the Northwind database is used).
- Open the automatically generated "Report1.rdlc" and design your report as you want.
- Insert an image object into your report at the position where you want to create the barcode in.

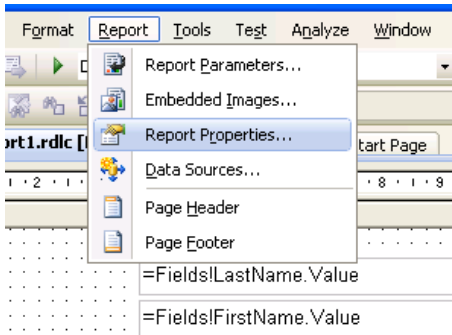


## 5.2 Creating the Barcode

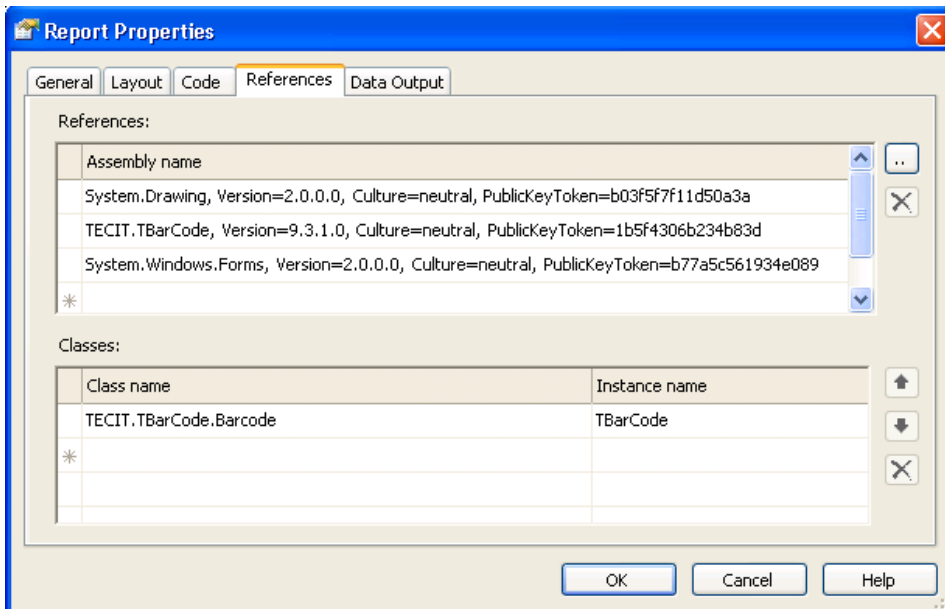
In this step we'll create the barcode. This sample creates a Code 128 barcode, but with TBarCode you're able to create over 100 different barcode types. A list of all supported barcode symbologies is available here: [Barcode symbologies supported by TBarCode](#)

### 5.2.1 Steps needed to create the barcode:

- Open the Report1.rdlc in Visual Studio .NET 2008. In the menu select *Report* → *Report Properties...*



- Open the *References* tab and add the following references:
  - TECIT.TBarCode
  - System.Drawing
  - System.Windows.Forms



- Now you have to create an instance of TBarCode. Therefore add the following *Class name*:

`TEC-IT.TBarCode.Barcode`

For the *Instance name* you use:

`TBarCode`

- In the next step you have to open the *Code* tab. Enter the function as specified below. The basic principle is to generate a barcode stream which is then shown in the image object.

```
Public Function CreateBarcode(ByVal code As String) As Byte()
    Dim nSize As System.Drawing.Size
    Dim byteArray As Byte()
    Dim stream As New System.IO.MemoryStream()

    ' Set the barcode data to encode
    TBarcode.Data = code

    ' Set the barcode symbology
    TBarcode.BarcodeType = TECIT.TBarcode.BarcodeType.Code128

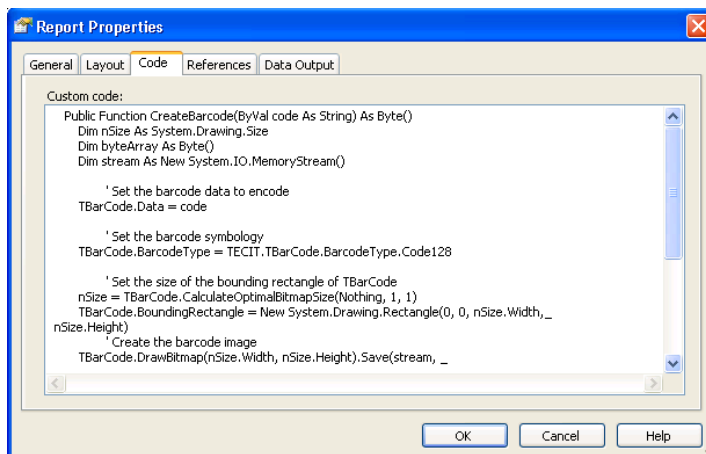
    ' Set the size of the bounding rectangle of TBarcode
    nSize = TBarcode.CalculateOptimalBitmapSize(Nothing, 1, 1)
    TBarcode.BoundingRectangle = New System.Drawing.Rectangle(0, 0,
        nSize.Width, nSize.Height)

    ' Create the barcode image
    TBarcode.DrawBitmap(nSize.Width, nSize.Height).Save(stream, _
        System.Drawing.Imaging.ImageFormat.Bmp)

    ' Set the stream position to the beginning of the stream.
    stream.Seek(0, System.IO.SeekOrigin.Begin)

    ' Read all Bytes from the stream.
    byteArray = New Byte(CType(stream.Length, Integer)) {}
    stream.Read(byteArray, 0, stream.Length)

    Return byteArray
End Function
```



- To use the specified assemblies you have to trust them. Therefore open the *Form* which was created with the project. Open this form in the *Code View* and add a *Load* function with the following lines:

```
Me.ReportViewer1.LocalReport.ExecuteReportInCurrentAppDomain(AppDomain.CurrentDomain.Evidence)
Me.ReportViewer1.LocalReport.AddTrustedCodeModuleInCurrentAppDomain("TECIT.TBarcode,
Version=9.3.1.0, Culture=neutral, PublicKeyToken=1b5f4306b234b83d")
Me.ReportViewer1.LocalReport.AddTrustedCodeModuleInCurrentAppDomain("System.Drawing,
Version=2.0.0.0, Culture=neutral, PublicKeyToken=b03f5f7f11d50a3a")
Me.ReportViewer1.LocalReport.AddTrustedCodeModuleInCurrentAppDomain("System.Windows.Forms
, Version=2.0.0.0, Culture=neutral, PublicKeyToken=b77a5c561934e089")
```

- Finally you have to change the settings of the image object in the report. Set the *Source* property to **Database** and the *Value* property to call the *CreateBarcode*.

For example:

```
=Code.CreateBarcode(Fields!LastName.Value.ToString())
```



## 6 Contact and Support Information

---

### TEC-IT Datenverarbeitung GmbH

Address: Hans-Wagnerstr. 6  
AT-4400 Steyr  
Austria/Europe

Phone: +43 / (0)7252 / 72 72 0  
Fax: +43 / (0)7252 / 72 72 0 – 77

Email: [office@tec-it.com](mailto:office@tec-it.com)  
Web: <http://www.tec-it.com>

AIX® is a registered trademark of IBM Corporation.

HTML, DHTML, XML, XHTML are trademarks or registered trademarks of W3C, World Wide Web Consortium, Laboratory for Computer Science NE43-358, Massachusetts Institute of Technology, 545 Technology Square, Cambridge, MA 02139.

JAVA® is a registered trademark of Sun Microsystems, Inc., 901 San Antonio Road, Palo Alto, CA 94303 USA.

JAVASCRIPT® is a registered trademark of Sun Microsystems, Inc., used under license for technology invented and implemented by Netscape.

Linux® is a registered trademark of Linus Torvalds in several countries.

Microsoft®, Windows®, Microsoft Word®, Microsoft Excel® are registered trademarks of Microsoft Corporation.

Navision is a registered trademark of Microsoft Business Solutions ApS in the United States and/or other countries.

Oracle® is a registered trademark of Oracle Corporation.

PCL® is a registered trademark of the Hewlett-Packard Company.

PostScript® is a registered trademark of Adobe Systems Inc.

SAP, SAP Logo, R/2, R/3, ABAP, SAPscript are trademarks or registered trademarks of SAP AG in Germany (and in several other countries).

UNIX® is a registered trademark of The Open Group

All other products mentioned are trademarks or registered trademarks of their respective companies. If any trademark on our web site or in this document is not marked as trademark (or registered trademark), we ask you to send us a short message ([office@tec-it.com](mailto:office@tec-it.com)).

